

## As per Regulations 19 (9) of IRDAI (TPA – Health Services) Regulations, 2016


Annual Report by Third Party Administrator

FORM TPA – 8

1	PARTICULARS OF THE TPA:		
1.1	Name of the TPA :	HEALTHINDIA INSURANCE TPA SERVICES PVT. LTD. (Previously Known as Health India TPA Services Pvt. Ltd.)	
1.2	(A) Address - Registered Office:	1114-Raheja Center, Free Press Journal Marg, Nariman Point, Mumbai.	
		Pin code : 400 021	Landline No : 022 - 66820300
		E-mail:	Fax No: 76661 36699

1.3	Financial year	2018-2019
1.4	Board of Directors as on 31 March 2019, and changes in the board since the date of statement of the preceding year	1. Kamal Jeet Gupta 2. Usha Agarwal 3. Devna Vora 4. Mitul Vora 5. Dr. Narendra Kumar Sharma

Sr.	Name of Director and DIN No.	Age	Address with telephone no., Mobile no., e-mail	Qualifications	Details of Directorship in other Companies	Particulars of Change in Board (Cession / Appointment)	Date of Change in Board
1	Kamal Jeet Gupta [DIN- 02770091]	58	Flat No.33, Bldg.11, Emerald Chs Ltd, Bandra Reclamation, Bandra (W), Mumbai - 400050. Phone No. 022 - 66867663 e-mail kamaljeetg@healthindiatpa.com	M.com, ACA, FIII Diploma in sales and Marketing	NIL	NA	NA
2	Usha Agarwal [DIN- 06722999]	78	3-C1, Vishnu Puri, Nawab Gani, Kanpur - 208002, Uttar Pradesh.	M.B.B.S	NIL	Cession	18th Feb 2019
3	Devna Vora [DIN- 00382287]	41	71A Paradise Apartment, Napean Sea Road Mumbai-400006. Phone No. 022 - 66820300 e-mail devna_v@hotmail.com	B.Sc	NIL	NA	NA
4	Mitul Jayant Vora [DIN- 00381979]	48	Flat No.6A, 2nd Floor, Darbhanga Mansion, M.L.Dhanukar Road, Mumbai - 400 026. Phone No. 022 - 66820300 e-mail mitulvora@healthindiatpa.com	B.Sc	1. Chemspec Chemical Pvt. Ltd. 2. Exult IT Infrastructure & Services Pvt. Ltd. 3. Exult IT Services Pvt. Ltd.	NA	NA
5	Dr. Narendra Kumar Sharma [DIN-08352919]	66	803-A, Raheja Greens, Kulupwadi, Raheja Estate, Borivali(East), Mumbai 400066 e-mail: drnarendra@narendrahospital.com	MBBS/MD	NIL	Appointment	06th Feb 2019




1.5 Details of Chief Executive Officer (CEO)						
Sr.	Name of CEO	Age	Address with telephone no., Mobile no., e-mail	Qualifications	Details of Directorship in other Companies	Date of joining with TPA Company as a CEO
1	Mitul Jayant Vora	48	Flat No.6A, 2nd Floor, Darbhanga Mansion, M.L.Dhanukar Road, Mumbai - 400 026. Phone No. 022 - 66820300 e-mail mitulvora@healthindiatpa.com	B.Sc	1. Chemspec Chemical Pvt. Ltd. 2. Exult IT Infrastructure & Services Pvt. Ltd. 3. Exult IT Services Pvt. Ltd.	01/04/2018

1.6 Details of Chief Administrative Officer (CAO)						
Sr.	Name of CAO	Age	Address with telephone no., Mobile no., e-mail	Qualifications	Details of Directorship in other Companies	Date of joining with TPA Company as a CAO
1	Kamal Jeet Gupta [DIN- 02770091]	58	Flat No.33, Bldg.11, Emerald Chs Ltd, Bandra Reclamation, Bandra (W), Mumbai - 400050. Phone No. 022 - 66867663 e-mail kamaljeetg@healthindiatpa.com	M.com, ACA, FIII Diploma in sales and Marketing	NIL	09/09/2009

**1.7 Details of Chief Administrative Officer (CMO)**

Sr.	Name of CMO	Age	Address with telephone no., Mobile no., e-mail	Qualifications	Details of Directorship in other Companies	Date of joining with TPA Company
1	Dr. Shilpa Bhawe	45	A 003, Sanjeevani Co-op Housing Society, Shahji Raje Marg, Vile Parle (East), Mumbai 400069.	M.B.B.S	NA	w.e.f 17/05/2018

1.8	Name and Address of Auditors	Shah Modi Katudia & Co. LLP A/317, Sagartech Plaza, Andheri Kurla Road, Sakinaka Next to Sakinaka Metro Station, Andheri (East), Mumbai 400 072.				
-----	------------------------------	---	--	--	--	--





1.9	Enumeration of TPA services provided :	As per Annexure attached
-----	--	--------------------------

1.10	Enumeration of standing arrangements with hospitals and with doctors : Number of agreements with Network Providers Number of agreements with Doctors	6240 - Total No of Agreements at the end of the year with Network Providers 2732 - Total agreement for Pre-Insurance Medical
------	--	---

1.11		Summary of TPA Business:	
	a.	No. of insurers with whom agreements entered with.	TPA - 17 RSBY & SSBY & PMJAY& SSWB - 03 Pre-Insurance Medical -28
	b.	Lives covered under Health Policies (to be reported as per provisions of Reg. 14 of TPA Regulations and Circular in the matter issued by the Authority)	TPA - 2589368 RSBY & SSBY & PMJAY& SSWB - 24393315
	c.	Policies Served (to be reported as per provisions of Reg. 14 of TPA Regulations and Circular in the matter issued by the Authority)	TPA - 378214 RSBY & SSBY & PMJAY& SSWB - 25
	d.	Number of Hospitals tied up by the TPA (beginning of concerned FY)	5535
	e.	Hospitals tied up during (for the concerned FY)	1046
	f.	Total Hospitals terminated or removed during (concerned FY)	341
	g.	Total Hospitals tied up as on (end of concerned FY)	6240

1.12		Summary of TPA services:			
Sr. No.	Particulars of Services		No. of Policies Serviced	No. of lives Serviced	Amount of Premium Serviced wherever available. (INR in Lakh)
1	Individual / Retail Health Insurance Policies		376087	987628	44766.38
2	Group Health Insurance Policies (other than RSBY or other similar policies issued by insurers)		2127	1601740	40564.51
3	Policies issued under RSBY or other similar policies issued by insurers		24	9055815	3258.31
4	Pre-Insurance Medical Examination		NA	Nos of Cases 680089	NA
5	Foreign Travel Policies issued by Indian insurer		0	0	0
6	Foreign Travel Policies issued by Foreign insurer		0	0	0
7	Non-insurance healthcare schemes sponsored by Central / State Government.		1	15337500	0



### **1.9: Enumeration of TPA services provided:**

#### **a) Beneficiary Enrollment Services**

- i. New Enrollment Processing
- ii. Issuance of ID Cards to insured

#### **b) Call Center Services**

- i. 24/7 call center services.
- ii. Toll Free Help Line
- iii. Call Center analysis services

#### **c) Cashless Access (Hospitalization) Services.**

- i. Pre-Authorization for Cashless Access
- ii. Hospitalization Assistance during emergency
- iii. Medical Management Services

#### **d) Customer relation & Contact Management Services**

- i. CRM Cell
- ii. Customer Grievance Handling & Redressal
- iii. Action taken Report for Customer Grievances
- iv. Customer satisfactory Survey

#### **e) Provider Billing & payment Services**

- i. Standard Billing Pattern for Providers
- ii. Provider Payments
- iii. Provider Relation Manager

#### **f) Claims Processing & payment Services**

- i. Claims intimation Registration
- ii. Claims Registration
- iii. Claims Scrutiny & Deficiency Retrieval
- iv. Claims Float Management
- v. Claims Processing & Payouts

#### **g) Medical Management & Investigation Services**

- i. Fraud & irregularity investigation
- ii. ICD Coding Compliance by providers

#### **h) Pre-Policy Medical Check-ups Services**

- i. For Life & Non-Medical Life Insurance Companies





## Balance Sheet as at 31st March 2019

Liabilities	Amount (Rs.)	Amount (Rs.)	Assets	Amount (Rs.)	Amount (Rs.)
<b>Authorized Capital</b>		50,000,000	Building/Properties Cost	33,465,620	
Issued Capital		41,678,000	Less: Depreciation	18,980,466	14,485,155
Paid up Capital	41,678,000				
Reserves & Surplus	69,998,940	111,676,940	Furniture & Fixtures	34,944,902	
<b>Amounts Due to</b>			Less: Depreciation	4,226,519	30,718,384
a) Insurers	-				
b) Hospitals	4,371,674		Air Conditioners	7,037,811	
c) Doctors	114,479,574		Less: Depreciation	1,987,052	5,050,759
d) Others	30,348,494	149,199,742			
<b>Secured Loan</b>		36,105,072	Electrical Installations	4,996,069	
			Less: Depreciation	1,362,321	3,633,748
<b>Unsecured Loan</b>		72,714,928			
			Office Equipments	27,318,237	
<b>Deferred Tax Liability</b>		-	Less: Depreciation	7,628,851	19,689,387
<b>Bank Overdraft</b>		188,824,113			
			Computer Software	92,094,346	
<b>Current Liability</b>			Less: Depreciation	46,298,254	45,796,092
Sundry Creditor	60,667,825				
Provisions	26,318,546		Motor Vehicle	21,823,083	
Others	380,003,447	466,989,818	Less: Depreciation	10,254,604	11,568,479
			CWIP		3,352,844
			<b>Investments</b>		
			Government Securities	-	
			(Market Value)	-	
			Loan & Debenture (Market		
			Value)		
			Other Investments (Market	1,000	1,000
			value)		
			<b>Receivables</b>		
			From Insureres	507,632,717	
			Others	365,549,887	873,182,604
			<b>Cash &amp; Bank Balances</b>		18,032,163
<b>TOTAL</b>		<b>1,025,510,614</b>	<b>TOTAL</b>		<b>1,025,510,614</b>



**Schedule - 2, FORM TPA - 8-PL**

**Profit and Loss Appropriation Account for the year ending 31st March 2019**

Particulars	Amount (Rs.)	Particulars	Amount (Rs.)
Loss Brought forward	-	Profit Brought Forward	37,091,811
Loss for the year	-	Profit for the year	43,278,474
Dividend for the year	-	Transfer from reserves	-
Tax on Dividend	-	Loss carried forward	-
Transfer of Reserves	-	Deferred Tax Credit (assets)	-
Other allocation from profit	-		
Provision for taxation	11,350,000		
Deferred tax liability	- 10,736,971		
Taxation of earlier year	9,758,315		
Profit carried forward	69,998,940		



## Revenue Account for the year ending 31st March 2019

Expenses		Income	
<b>I. Directors' Remuneration</b>	66,831,305	<b>I. Income</b>	
		(a) Income from Insurers (Indian & foreign)	1,224,603,073
<b>II. Staff Expenses</b>		(b) from others (please specify)	
(a) Salaries, Provident fund	275,121,346	Interest on Bank Fixed Deposits	811,177
(b) Other benefits	12,270,141	Interest on Income Tax Refund	3,621,732
<b>III. Office Expenses</b>		Interest on Other	1,246,922
(a) Rent, rates and taxes	76,463,686	Sundry Credit Balance Written Back	3,135,612
(b) Electricity, water	11,045,493	Profit on Sale of Fixed Asset	4,747
(c) House-keeping and cleaning	30,875,714	Reversal of Provision for Contingencies	-
(d) Others	-	(c) Investment income	-
(e) Travel	43,722,299		
(f) Entertainment	-		
(g) Lease rents of equipments	-		
(h) Post, telecommunications and similar expenses	29,085,714		
(i) Audit fees	675,000		
(j) Legal Expenses	-		
(k) Repair and Maintenance	6,807,048		
(l) Depreciation	23,906,534		
(m) Motor Vehicle Expenses	4,102,955		
(n) Other Expenses (please specify)	-		
Bank Charges	2,175,916		
Printing & Stationery	52,106,038		
Business Promotion	7,310,989		
Bad Debts / Sundry Balance w/off	705,109		
Finance Charges	39,643,902		
Insurance Expense	5,187,277		
Fixed Assets Written off	-		
Contingency provision	5,000,000		
Miscellaneous Expenses	4,293,992		
Professional Expense	20,741,696		
(o) Loss on sales of investments or assets	215,278		
(p) Donation	869,250		
(p) CSR Expenses	810,000		
(q) Profit/Loss for the year	43,278,474		
<b>IV. Operating Expenses</b>	470,178,105		





## Schedule – 4

### Schedule of the income received towards various activities during the FY 2018-2019

Sr No	Description	Income / Remuneration received during the FY (Amt. INR in Lakhs) *
1	Towards Health Services of the Individual policies issued by Indian Insurers	2038.50
2	Towards Health Services of the Group Insurance policies issued by Indian Insurers	
	Group :	1,277
	RSBY :	299
3	Pre-insurance medical examination	8631.66
4	Towards Health Services in the foreign jurisdiction in respect of the policies issued by Indian Insurers	
5	Towards Non Insurance Services rendered	
6	Towards Servicing of policies issued by foreign Insurers	
7	Other income (please specify accounting head wise other income received)	
	Interst on bank fixed deposits	8.11
	Interst on Income Tax Refund	36.22
	Sundry Credit Balance Written back	0.00
	Deividnt from Current Investment - From Mutual Fund	0.00
	Profit on Sale of Fixed Asset	0.05
	Reversal of Provision for Contingencies	0.00
	Excess Provision Written Back	31.36
	Misc Income	0.00

\* Note : Income received as shown above represent the income recognised in the statement of profit and loss. Refer Note No. 34 of Notes forming part of the financial statement.


## Schedule – 5

### Schedule of apportionment of Expenses to various activities during the FY 2018-2019

Sr No	Description	Expenses incurred during the FY (Amt. INR in Lakhs)
1	Health Services of the policies issued by Indian Insurers " * "	11901.45
2	Health Services in the foreign jurisdiction in respect of the policies issued by Indian Insurers	
3	Non Insurance Services rendered	
4	Servicing of policies issued by foreign Insurers	
5	Other Expenses Incurred (to specify)	

Note :  
" \* :"

As per information and explanation given by the management of the Company all expenses incurred during the year are directly or indirectly in relation to their business i.e. Health services in relation to policies issued/to be issued. Hence all expenses of current year shown under Sr No.1 above.





**HEALTHINDIA INSURANCE TPA SERVICES PVT LTD**

Address: 406-412, NeelKanth Corporate Park, 4th Floor, Kiroli Road / Village, Vidya Vihar Society Vidya Vihar (West), Mumbai – 400086

Website : www.healthindiatpa.com

**Schedule – 6****1. Data of claims received during the year 2018-2019**

Benefit Based Policies		Cashless Claims		Reimbursement Claims		Total	
Number of Claims	Amount of Claims	Number of Claims	Amount of Claims	Number of Claims	Amount of Claims	Number of Claims	Amount of Claims
0	0	81015	5638883050	192510	7402870867	273525	13041753917

**2. Data of Settled Claims in respect of Individual Policies;**

Description (to reckoned from the date of receipt of Claim)	Benefit Based Claims		Cashless Claims		Reimbursement Claims		Total	
	Number of Claims	Amount of Claims	Number of Claims	Amount of Claims	Number of Claims	Amount of Claims	Number of Claims	Amount of Claims
within 1 months from date of receipt of claim	0	0	25010	1257909440	76468	2443848625	101478	3701758065
Between 1 – 3 Months	0	0	175	9004142	722	34708148	897	43712290
Between 3 to 6 Months	0	0	0	0	0	0	0	0
More than 6 months	0	0	0	0	0	0	0	0

**3. Data of settled Claims in respect of Group Policies;**

Description (to reckoned from the date of receipt of Claim)	Benefit Based Claims		Cashless Claims		Reimbursement Claims		Total	
	Number of Claims	Amount of Claims	Number of Claims	Amount of Claims	Number of Claims	Amount of Claims	Number of Claims	Amount of Claims
within 1 months from date of receipt of claim	0	0	44134	2193964002	80920	1899172119	125054	4093136121
Between 1 – 3 Months	0	0	763	44341518	1436	42327203	2199	86668721
Between 3 to 6 Months	0	0	0	0	0	0	0	0
More than 6 months	0	0	0	0	0	0	0	0

Handwritten signature and circular stamp of HealthIndia Insurance TPA Services Pvt Ltd, Mumbai.



**HEALTHINDIA INSURANCE TPA SERVICES PVT LTD**

Address: 406-412, NeelKanth Corporate Park, 4th Floor, Kiroli Road / Village, Vidya Vihar Society Vidya Vihar (West), Mumbai – 400086

Website : www.healthindiatpa.com

**4. Data of settled Claims in respect of Total (Individual Policies + Group Policies):**

Description (to reckoned from the date of receipt of Claim)	Benefit Based Claims		Cashless Claims		Reimbursement Claims		Total	
	Number of Claims	Amount of Claims	Number of Claims	Amount of Claims	Number of Claims	Amount of Claims	Number of Claims	Amount of Claims
within 1 months from date of receipt of claim	0	0	69144	3451873442	157388	4343020744	226532	7794894186
Between 1 – 3 Months	0	0	938	53345660	2158	77035351	3096	130381011
Between 3 to 6 Months	0	0	0	0	0	0	0	0
More than 6 months	0	0	0	0	0	0	0	0

**5. Data of Claims in respect of Individual Policies recommended for repudiation**

Description (to reckoned from the date of receipt of Claim)	Benefit Based Claims		Cashless Claims		Reimbursement Claims		Total	
	Number of Claims	Amount of Claims	Number of Claims	Amount of Claims	Number of Claims	Amount of Claims	Number of Claims	Amount of Claims
within 1 months from date of receipt of claim	0	0	4117	339788436	12999	525316349	17116	865104785
Between 1 – 3 Months	0	0	147	14057660	1693	67324892	1840	81382552
Between 3 to 6 Months	0	0	0	0	0	0	0	0
More than 6 months	0	0	0	0	0	0	0	0

**6. Data of Claims in respect of Group Policies recommended for repudiation**

Description (to reckoned from the date of receipt of Claim)	Benefit Based Claims		Cashless Claims		Reimbursement Claims		Total	
	Number of Claims	Amount of Claims	Number of Claims	Amount of Claims	Number of Claims	Amount of Claims	Number of Claims	Amount of Claims
within 1 months from date of receipt of claim	0	0	5951	418805163	15470	474018166	21421	892823329
Between 1 – 3 Months	0	0	426	41968060	1567	46286776	1993	88254836
Between 3 to 6 Months	0	0	0	0	0	0	0	0
More than 6 months	0	0	0	0	0	0	0	0



**HEALTHINDIA INSURANCE TPA SERVICES PVT LTD**

Address: 406-412, NeelKanth Corporate Park, 4th Floor, Kiroli Road / Village, Vidya Vihar Society Vidya Vihar (West), Mumbai – 400086

Website : [www.healthindiatpa.com](http://www.healthindiatpa.com)**7. Data of Claims in respect of Total Policies (Individual + Group Policies) recommended for repudiation;**

Description (to reckoned from the date of receipt of Claim)	Benefit Based Claims		Cashless Claims		Reimbursement Claims		Total	
	Number of Claims	Amount of Claims	Number of Claims	Amount of Claims	Number of Claims	Amount of Claims	Number of Claims	Amount of Claims
within 1 months from date of receipt of claim	0	0	10068	758593599	28469	999334515	38537	1757928114
Between 1 – 3 Months	0	0	573	56025720	3260	113611668	3833	169637388
Between 3 to 6 Months	0	0	0	0	0	0	0	0
More than 6 months	0	0	0	0	0	0	0	0

(Note: In respect of data on Repudiations, amount of claim made by the policyholder to be mentioned as the amount of claim repudiated)

**8. Data of Claims Outstanding in respect of Individual Policies;**

Description (to reckoned from the date of receipt of Claim)	Benefit Based Claims		Cashless Claims		Reimbursement Claims		Total	
	Number of Claims	Amount of Claims	Number of Claims	Amount of Claims	Number of Claims	Amount of Claims	Number of Claims	Amount of Claims
within 1 months from date of receipt of claim	0	0	1221	70618203	1692	51434465	2913	122052668
Between 1 – 3 Months	0	0	22	1602824	26	85557	48	1688381
Between 3 to 6 Months	0	0	11	328034	8	82626	19	410660
More than 6 months	0	0	0	0	0	0	0	0

**9. Data of Claims Outstanding in respect of Group Insurance Policies;**

Description (to reckoned from the date of receipt of Claim)	Benefit Based Claims		Cashless Claims		Reimbursement Claims		Total	
	Number of Claims	Amount of Claims	Number of Claims	Amount of Claims	Number of Claims	Amount of Claims	Number of Claims	Amount of Claims
within 1 months from date of receipt of claim	0	0	2223	117982635	2424	70012349	4647	187994984
Between 1 – 3 Months	0	0	62	1960996	63	1701045	125	3662041
Between 3 to 6 Months	0	0	40	1552343	15	300809	55	1853152
More than 6 months	0	0	0	0	0	0	0	0

HealthIndia Insurance TPA Services Pvt. Ltd.  
Mumbai



## HEALTHINDIA INSURANCE TPA SERVICES PVT LTD

Address: 406-412, NeelKanth Corporate Park, 4th Floor, Kiroli Road / Village, Vidya Vihar Society Vidya Vihar (West), Mumbai – 400086

Website : [www.healthindiatpa.com](http://www.healthindiatpa.com)

### 10. Data of Claims Outstanding in respect of Total Policies (Individual + Group Policies)

Description (to reckoned from the date of receipt of Claim)	Benefit Based Claims		Cashless Claims		Reimbursement Claims		Total	
	Number of Claims	Amount of Claims	Number of Claims	Amount of Claims	Number of Claims	Amount of Claims	Number of Claims	Amount of Claims
within 1 months from date of receipt of claim	0	0	3444	188600838	4116	121446814	7560	310047652
Between 1 – 3 Months	0	0	84	3563820	89	1786602	173	5350422
Between 3 to 6 Months	0	0	51	1880377	23	383435	74	2263812
More than 6 months	0	0	0	0	0	0	0	0

(Note: In respect of data on Claims Outstanding, amount of claim made by the policyholder to be mentioned as the amount of claim Outstanding)





MASS POLICY PAID CLAIM SUMMARY FOR THE YEAR 2018-2019			
REGION	PROJECT NAME	PAID CLAIM SUMMARY	
		TOTAL NO OF CLAIM PAID	TOTAL PAID AMOUNT
Gujarat	RSBY - Oriental Insurance Company	5248	34559591
Gujarat	RSBY – New India Assurance	16687	117809981
West Bengal	RSBY – New India Assurance	3038	10876925
Karnataka	RSBY – New India Assurance	2266	13083432
Dadra and Nagar Haveli	SSBY - New India Assurance	3028	43570916
PMJAY – UP	Assurance Mode	13751	15190353
PMJAY Dadra and Nagar Haveli	PMJAY-Oriental Insurance	6302	28815860



## Annexure – 19

### As per Regulations 19 (11) of IRDAI (TPA – Health Services) Regulations, 2016

#### Declaration and Undertaking by TPA Company.



Form TPA – 6D


#### Instructions for Submission of required Declaration and Undertaking:

1. Periodicity of submission of this Declaration and Undertaking is annual.
2. This declaration and undertaking shall be signed by any two directors of a TPA Company.
3. This declaration and undertaking is to be submitted to the Authority along with Annual Report of the TPA Company.

<b>1</b>	<b>PARTICULARS OF THE TPA COMPANY:</b>		
<b>1.1</b>	Name of the TPA :	<b>HEALTHINDIA INSURANCE TPA SERVICES PVT. LTD.</b>	
<b>1.2</b>	Address - Registered Office:	1114- Raheja Center, Free Press Journal Marg , Nariman Point, Mumbai	
		Pin Code : 400021	Landline No : 022-66820300
		E-mail:contact@healthindiatpa.com	Fax No : 917666136699
<b>1.3</b>	Financial Year	<b>2018-2019</b>	

<b>2</b>	We Kamal Jeet Gupta the directors of HEALTHINDIA INSURANCE TPA SERVICES PVT. LTD. hereby declare and undertake that;		
	a)	CEO or CAO possesses the requisite qualifications and practical training as specified by Insurance Regulatory and Development Authority of India. The CEO, CAO of the company is / are also fit and proper as per Regulation 11 of the TPA Regulations. Such a CEO or CAO are engaged in day to day administration of the activities of the TPA and also in ensuring compliance of regulatory requirements.	
	b)	The TPA Company is not engaged in any other business apart from Health Services by TPAs, as defined in the TPA regulations.	
	c)	A Director with required medical qualification and an appointed Chief Medical Officer have valid registration with the Medical Council of India or Medical Council of the state.	
	d)	None of the director(s), promoter(s), shareholder(s), and Key managerial personnel of our company is or are, directly or indirectly engaged in any other insurance or insurance related activity(s). (Note: Where it is to be determined whether officials referred herein are involved in any other insurance or insurance related activities or not, TPA Company shall furnish the detailed information separately along with the form)	
	e)	The Company did not violate the code of conduct or not committed any breach of the provisions of the applicable Acts, Regulations and / or circulars issued by the Authority from time to time.	

Date : 28.06.2019	For and on behalf of HEALTHINDIA INSURANCE TPA SERVICES PVT. LTD.	
Place : Mumbai		
	Kamal Jeet Gupta MD & CAO	Mugdha Samant Director







### Undertaking from Registered TPA Company

It is hereby declared that the particulars furnished with respect Annual Report of our TPA Company in Form TPA-8 and Schedule 1 to 7 there under towards various activities of the TPA Company during the FY 2018-2019 were examined, and are true and correct.

It is also declared that the TPA Company did not receive any other income or remuneration from any other sources than the one that is declared in the above Schedule.

Date: 28/06/2019	For and on behalf of <b>HEALTHINDIA INSURANCE TPA SERVICES PVT. LTD.</b>	
		
Place: Mumbai	Kamal Jeet Gupta MD & CAO	Mugdha Samant Director

