

As per Regulations 19 (9) of IRDAI (TPA – Health Services) Regulations, 2016

Annual Report by Third Party Administrator

FORM TPA – 8

1	PARTICULARS OF THE TPA:		
1.1	Name of the TPA :	HEALTHINDIA INSURANCE TPA SERVICES PVT. LTD. (Previously Known as Health India TPA Services Pvt. Ltd.)	
1.2	(A) Address - Registered Office:	1114-Raheja Center, Free Press Journal Marg, Nariman Point, Mumbai.	
		Pin code : 400 021	Landline No : 022 - 66820300
		E-mail: kamaljeetg@healthindiatpa.com	Fax No: NA

1.3	Financial year	2020-2021
1.4	Board of Directors as on 31 March 2021, and changes in the board since the date of statement of the preceding year	1. Mitul Jayant Vora 2. Kamal Jeet Gupta 3. Dr. Narendra Kumar Sharma 4. Mugdha Milind Samant 5. Amin Yasin Badhra

Sr.	Name of Director and DIN No.	Age	Address with telephone no., Mobile no., e-mail	Qualifications	Details of Directorship in other Companies	Particulars of Change in Board (Cession / Appointment)	Date of Change in Board
1	Mitul Jayant Vora [DIN- 00381979]	51	Flat No.6A, 2nd Floor, Darbhanga Mansion, M.L.Dhanukar Road, Mumbai - 400 026. Phone No. 022 - 66820300 e-mail mitulvora@healthindiatpa.com	B.Sc.	1. Chemspec Chemical Pvt. Ltd. 2. Exult IT Services Pvt. Ltd. 3. Bsideu Services Pvt. Ltd. 4. Graphitegtc Pvt Ltd	Appointment	01st Oct 2015
2	Kamal Jeet Gupta [DIN- 02770091]	60	Flat No.33, Bldg.11, Emerald Chs Ltd, Bandra Reclamation, Bandra (W), Mumbai - 400050. Phone No. 022 - 66867663 e-mail kamaljeetg@healthindiatpa.com	M.com, ACA, FIII Diploma in sales and Marketing	NIL	Appointment	09th Sep 2009
3	Dr. Narendra Kumar Sharma [DIN-08352919]	67	803-A, Raheja Greens, Kulupwadi, Raheja Estate, Borivali(East), Mumbai 400066 e-mail: drnarendra@narendrahospital.com	MBBS/MD	NIL	Appointment	06th Feb 2019
4	Mugdha Milind Samant[DIN- 08423697]	53	114-B, 4th Floor, Shri Sailyam CHS, Pokhran Road no 1, Shivali Nagar, Jekegram, Thane West - 400606	Bachelors Degree of Commerce/(EMBA) MBA in Finance Management/(EMBA) MBA in Healthcare and Hospital Management	NIL	Appointment	17th Apr 2019
5	Amin Yasin Badhra[DIN- 08567068]	44	B-702, Vali Apartment Co-op Housing Society, Rani Sati marg, Opp Noorani Masjid Pathanwadi, Malad East, Mumbai, Borivali Mumbai Suburban, Maharashtra - 400097	Certified Accountant	NIL	Appointment	20th Sep 2019





1.5 Details of Chief Executive Officer (CEO)						
Sr.	Name of CEO	Age	Address with telephone no., Mobile no., e-mail	Qualifications	Details of Directorship in other Companies	Date of joining with TPA Company as a CEO
1	Mitul Jayant Vora	51	Flat No.6A, 2nd Floor, Darbhanga Mansion, M.L.Dhanukar Road, Mumbai - 400 026. Phone No. 022 - 66820300 e-mail mitulvora@healthindiatpa.com	B.Sc (Business Studies UK)	1. Chemspec Chemical Pvt. Ltd. 2. Exult IT Services Pvt. Ltd. 3. Bsideu Services Pvt. Ltd. 4. Graphitegc Pvt Ltd	01/04/2018

1.6 Details of Chief Administrative Officer (CAO)						
Sr.	Name of CAO	Age	Address with telephone no., Mobile no., e-mail	Qualifications	Details of Directorship in other Companies	Date of joining with TPA Company as a CAO
1	Kamal Jeet Gupta [DIN- 02770091]	60	Flat No.33, Bldg.11, Emerald Chs Ltd, Bandra Reclamation, Bandra (W), Mumbai - 400050. Phone No. 022 - 66867663 e-mail kamaljeetg@healthindiatpa.com	M.com, ACA, FIII Diploma in sales and Marketing	NIL	09/09/2009

1.7 Details of Chief Administrative Officer (CMO)						
---	--	--	--	--	--	--

Sr.	Name of CMO	Age	Address with telephone no., Mobile no., e-mail	Qualifications	Details of Directorship in other Companies	Date of joining with TPA Company
1	Dr. Shilpa Bhawe	48	A 003, Sanjeevani Co-op Housing Society, Shahji Raje Marg, Vile Parle (East), Mumbai 400069.	M.B.B.S	NA	w.e.f 17/05/2018

1.8	Name and Address of Auditors			Shah Modi Katudia & Co. LLP A/317, Sagartech Plaza, Andheri Kurla Road, Sakinaka Next to Sakinaka Metro Station, Andheri (East), Mumbai 400 072.		
-----	------------------------------	--	--	---	--	--

Date : 20.07.2021	For and on behalf of HEALTHINDIA INSURANCE TPA SERVICES PVT. LTD.					
Place : Mumbai						
	Kamal Jeet Gupta Managing Director & CAO			Amin Badhra Director		



1.9	Enumeration of TPA services provided :	As per Annexure attached
-----	--	--------------------------


1.10	Enumeration of standing arrangements with hospitals and with doctors : Number of agreements with Network Providers Number of agreements with Doctors	9336 - Total No of Agreements at the end of the year with Network Providers 3071- Total agreement for Pre-Insurance Medical
------	--	--

1.11	Summary of TPA Business:	
a.	No. of insurers with whom agreements entered with.	TPA - 17 AB-PMJAY, AB-MGRSBY, AB-PMJAY KASP Pre-Insurance Medical - 36
b.	Lives covered under Health Policies (to be reported as per provisions of Reg. 14 of TPA Regulations and Circular in the matter issued by the Authority)	TPA – 3873917 AB-PMJAY, AB-MGRSBY, AB-PMJAY KASP - 54762474
c.	Policies Served (to be reported as per provisions of Reg. 14 of TPA Regulations and Circular in the matter issued by the Authority)	TPA – 292565 AB-PMJAY, AB-MGRSBY, AB-PMJAY KASP - 3
d.	Number of Hospitals tied up by the TPA (beginning of concerned FY)	8316
e.	Hospitals tied up during (for the concerned FY)	2378
f.	Total Hospitals terminated or removed during (concerned FY)	1358
g.	Total Hospitals tied up as on (end of concerned FY)	9336

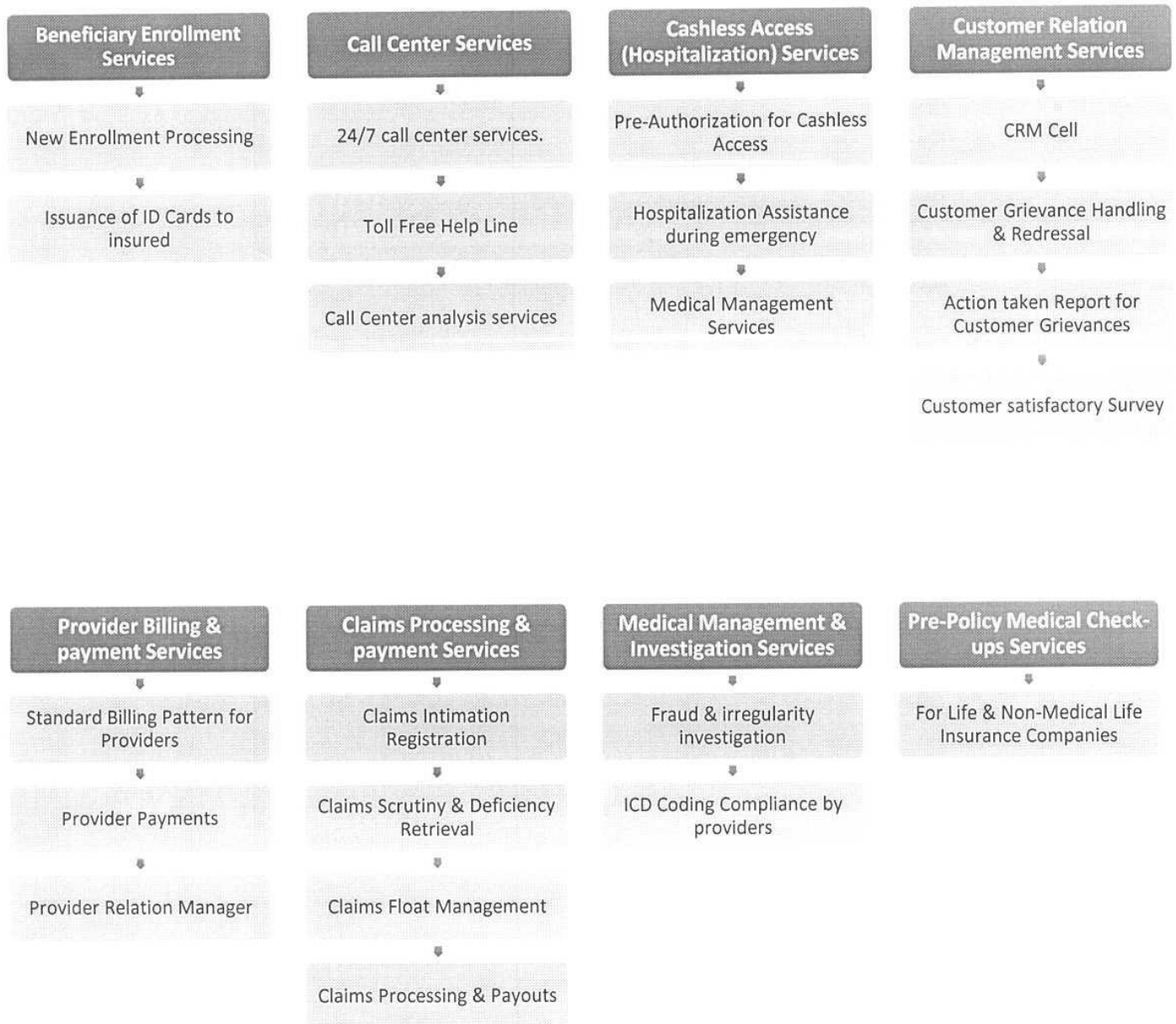
1.12	Summary of TPA services:			
Sr. No.	Particulars of Services	No. of Policies Serviced	No. of lives Serviced	Amount of Premium Serviced wherever available. (INR in Lakh)
1	Individual / Retail Health Insurance Policies	289142	651924	34667
2	Group Health Insurance Policies (other than RSBY or other similar policies issued by insurers)	3423	3221993	65215
3	Policies issued under RSBY or other similar policies issued by insurers	0	0	0
4	Pre-Insurance Medical Examination	0	860870	0
5	Foreign Travel Policies issued by Indian insurer	0	0	0
6	Foreign Travel Policies issued by Foreign insurer	0	0	0
7	Non-insurance healthcare schemes sponsored by Central / State Government.	3	54762474	0


Kamal Jeet Gupta
Managing Director & CAO




Amin Badhra
Director

1.9: Enumeration of TPA services provided:



Kamal Jeet Gupta
Managing Director & CAO



Amin Badhra
Director

Revenue Account for the year ending 31st March 2021

Expenses		Income	
I. Directors' Remuneration	3,06,32,859	I. Income	
II. Staff Expenses		(a) Income from Insurers (Indian & foreign)	1,24,72,76,995
(a) Salaries, Provident fund	34,22,49,382	(b) from others (please specify)	
(b) Other benefits	1,60,71,137	Interest on Bank Fixed Deposits	16,94,397
III. Office Expenses		Interest on Other	67,12,546
(a) Rent, rates and taxes	8,78,45,423	Interest on Income Tax Refund	55,23,611
(b) Electricity, water	80,51,208	Sundry Credit Balance Written Back	2,07,27,590
(c) House-keeping and cleaning	2,60,91,856	Reversal of Provision	1,19,075
(d) Others	-	Profit on Sale of Fixed Asset	11,472
(e) Travel	2,11,80,241	Reversal of Provision for Contingencies	-
(f) Entertainment	-	Misc Income	6,035
(g) Lease rents of equipments	-	(c) Investment income	-
(h) Post, telecommunications and similar expenses	2,47,40,476		
(i) Audit fees	6,75,000		
(j) Legal Expenses	-		
(k) Repair and Maintenance	1,31,83,313		
(l) Depreciation	4,75,74,895		
(m) Motor Vehicle Expenses	24,70,197		
(n) Other Expenses (please specify)	-		
Bank Charges	23,10,426		
Printing & Stationery	4,37,44,184		
Business Promotion	37,55,219		
Bad Debts / Sundry Balance w/off	52,66,903		
Finance Charges	9,72,57,707		
Insurance Expense	59,53,538		
Fixed Assets Written off	-		
Contingency provision	79,00,000		
Miscellaneous Expenses	1,61,57,349		
Professional Expense	74,56,741		
Provision for Doubtful Receivable Expenses	1,28,25,984		
(o) Loss on sales of investments or Fixed assets	-		
(p) Donation	-		
(p) CSR Expenses	-		
(q) Profit/Loss for the year	(3,78,41,056)		
IV. Operating Expenses	49,65,18,741		



Profit and Loss Appropriation Account for the year ending 31st March 2021

Particulars	Amount (Rs.)	Particulars	Amount (Rs.)
Loss Brought forward	-	Profit Brought Forward	8,18,04,739
Loss for the year	3,78,41,056	Profit for the year	-
Dividend for the year	-	Transfer from reserves	-
Tax on Dividend	-	Loss carried forward	-
Transfer of Reserves	-	Deferred Tax Credit (assets)	-
Other allocation from profit	-		
Provision for taxation	-		
Deferred tax liability	56,51,565		
Taxation of earlier year	(92,77,247)		
Profit carried forward	4,75,89,365		



Balance Sheet as at 31st March 2021

Liabilities	Amount (Rs.)	Amount (Rs.)	Assets	Amount (Rs.)	Amount (Rs.)
Authorized Capital		5,00,00,000	Building/Properties Cost	9,53,23,992	
Issued Capital		4,16,78,000	Less: Depreciation	1,99,38,442	7,53,85,550
Paid up Capital	4,16,78,000		Furniture & Fixtures	5,23,16,627	
Reserves & Surplus	4,75,89,365	8,92,67,365	Less: Depreciation	1,39,07,673	3,84,08,955
Amounts Due to			Air Conditioners	62,24,429	
a) Insurers	-		Less: Depreciation	24,73,387	37,51,041
b) Hospitals	-		Electrical Installations	45,79,483	
c) Doctors	4,24,01,302	6,61,07,379	Less: Depreciation	25,87,613	19,91,870
d) Others	2,37,06,077		Office Equipments	3,69,38,516	
Secured Loan		9,32,71,277	Less: Depreciation	1,42,86,899	2,26,51,617
Unsecured Loan		36,78,91,469	Computer Software	10,74,01,420	
Deferred Tax Liability		-	Less: Depreciation	4,67,48,797	6,06,52,623
Bank Overdraft		13,46,28,649	Motor Vehicle	3,10,22,387	
Current Liability			Less: Depreciation	1,45,63,552	1,64,58,835
Sundry Creditor	9,96,65,729		CWIP		1,48,35,901
Provisions	4,82,58,496	37,28,14,397	Investments		
Others	22,48,90,172		Government Securities (Market Value)	-	
			Loan & Debenture (Market Value)	-	
			Other Investments (Market value)	1,000	1,000
			Receivables		
			From Insureres	62,33,29,872	
			Others	25,50,93,662	87,84,23,534
			Cash & Bank Balances		1,14,19,610
TOTAL		1,12,39,80,536	TOTAL		1,12,39,80,536



Schedule – 4

Schedule of the income received towards various activities during the FY 2020-2021

Sr No	Description	Income / Remuneration received during the FY (Amt. INR in Lakhs) *
1	Towards Health Services of the Individual policies issued by Indian Insurers	1444.60
2	Towards Health Services of the Group Insurance policies issued by Indian Insurers	
	Group :	2322.18
	RSBY :	198.28
3	Pre-insurance medical examination	8511.71
4	Towards Health Services in the foreign jurisdiction in respect of the policies issued by Indian Insurers	
5	Towards Non Insurance Services rendered	
6	Towards Servicing of policies issued by foreign Insurers	
7	Other income (please specify accounting head wise other income received)	
	Interest others	67.13
	Interest on bank fixed deposits	16.94
	Interest on Income Tax Refund	55.24
	Sundry Credit Balance Written back	207.28
	Devident from Current Investment - From Mutual Fund	0.00
	Profit on Sale of Fixed Asset	0.11
	Reversal of Provision for Contingencies	0.00
	Excess Provision Written Back	1.19
	Misc Income	0.06

* Note : Income received as shown above represent the income recognised in the statement of profit and loss. Refer Note No. 34 of Notes forming part of the financial statement.

Schedule – 5

Schedule of apportionment of Expenses to various activities during the FY 2020-21

Sr No	Description	Expenses incurred during the FY (Amt. INR in Lakhs)
1	Health Services of the policies issued by Indian Insurers " * "	13199.13
2	Health Services in the foreign jurisdiction in respect of the policies issued by Indian Insurers	
3	Non Insurance Services rendered	
4	Servicing of policies issued by foreign Insurers	
5	Other Expenses Incurred (to specify)	

Note :
" * :"

As per information and explanation given by the management of the Company all expenses incurred during the year are directly or indirectly in relation to their business i.e. Health services in relation to policies issued/to be issued. Hence all expenses of current year shown under Sr No.1 above.



HEALTHINDIA INSURANCE TPA SERVICES PVT LTD

Address: 406-412, NeelKanth Corporate Park, 4th Floor, Kiro Road / Village, Vidya Vihar Society Vidya Vihar (West), Mumbai – 400086

Website : www.healthindiatpa.com

Schedule – 6

1. Data of claims received during the year 2020-2021


Benefit Based Policies		Cashless Claims		Reimbursement Claims		Total	
Number of Claims	Amount of Claims	Number of Claims	Amount of Claims	Number of Claims	Amount of Claims	Number of Claims	Amount of Claims
0	0	91451	7614059124	163396	9248746069	254847	16862805193

2. Data of Settled Claims in respect of Individual Policies;

Description (to reckoned from the date of receipt of Claim)	Benefit Based Claims		Cashless Claims		Reimbursement Claims		Total	
	Number of Claims	Amount of Claims	Number of Claims	Amount of Claims	Number of Claims	Amount of Claims	Number of Claims	Amount of Claims
within 1 months from date of receipt of claim	0	0	16131	1193560490	46941	2305201382	63072	3498761872
Between 1 – 3 Months	0	0	594	41894053	2103	124832983	2697	166727036
Between 3 to 6 Months	0	0	245	16949442	931	22691617	1176	39641059
More than 6 months	0	0	0	0	0	0	0	0

3. Data of settled Claims in respect of Group Policies;

Description (to reckoned from the date of receipt of Claim)	Benefit Based Claims		Cashless Claims		Reimbursement Claims		Total	
	Number of Claims	Amount of Claims	Number of Claims	Amount of Claims	Number of Claims	Amount of Claims	Number of Claims	Amount of Claims
within 1 months from date of receipt of claim	0	0	62802	3346876796	84531	2913924936	147333	6260801732
Between 1 – 3 Months	0	0	2342	69177905	2252	67111282	4594	136289187
Between 3 to 6 Months	0	0	503	20498393	514	11900685	1017	32399078
More than 6 months	0	0	0	0	0	0	0	0



HEALTHINDIA INSURANCE TPA SERVICES PVT LTD

Address: 406-412, NeelKanth Corporate Park, 4th Floor, Kiro Road / Village, Vidya Vihar Society Vidya Vihar (West), Mumbai – 400086

Website : www.healthindiatpa.com

4. Data of settled Claims in respect of Total (Individual Policies + Group Policies);

Description (to reckoned from the date of receipt of Claim)	Benefit Based Claims		Cashless Claims		Reimbursement Claims		Total	
	Number of Claims	Amount of Claims	Number of Claims	Amount of Claims	Number of Claims	Amount of Claims	Number of Claims	Amount of Claims
within 1 months from date of receipt of claim	0	0	78933	4540437286	131472	5219126318	210405	9759563604
Between 1 – 3 Months	0	0	2936	111071958	4355	191944265	7291	303016223
Between 3 to 6 Months	0	0	748	37447835	1445	34592302	2193	72040137
More than 6 months	0	0	0	0	0	0	0	0

5. Data of Claims in respect of Individual Policies recommended for repudiation

Description (to reckoned from the date of receipt of Claim)	Benefit Based Claims		Cashless Claims		Reimbursement Claims		Total	
	Number of Claims	Amount of Claims	Number of Claims	Amount of Claims	Number of Claims	Amount of Claims	Number of Claims	Amount of Claims
within 1 months from date of receipt of claim	0	0	1895	171166986	9404	418880488	11299	590047474
Between 1 – 3 Months	0	0	129	12220676	1078	47465564	1207	59686240
Between 3 to 6 Months	0	0	92	6728891	449	18633781	541	25362672
More than 6 months	0	0	0	0	0	0	0	0

6. Data of Claims in respect of Group Policies recommended for repudiation

Description (to reckoned from the date of receipt of Claim)	Benefit Based Claims		Cashless Claims		Reimbursement Claims		Total	
	Number of Claims	Amount of Claims	Number of Claims	Amount of Claims	Number of Claims	Amount of Claims	Number of Claims	Amount of Claims
within 1 months from date of receipt of claim	0	0	7065	550939925	16034	618065204	23099	1169005129
Between 1 – 3 Months	0	0	397	50412702	1196	46040645	1593	96453347
Between 3 to 6 Months	0	0	201	18342824	496	14064269	697	32407093
More than 6 months	0	0	0	0	0	0	0	0



HEALTHINDIA INSURANCE TPA SERVICES PVT LTD

Address: 406-412, NeelKanth Corporate Park, 4th Floor, Kirol Road / Village, Vidya Vihar Society Vidya Vihar (West), Mumbai – 400086

Website : www.healthindiatpa.com**7. Data of Claims in respect of Total Policies (Individual + Group Policies) recommended for repudiation;**

Description (to reckoned from the date of receipt of Claim)	Benefit Based Claims		Cashless Claims		Reimbursement Claims		Total	
	Number of Claims	Amount of Claims	Number of Claims	Amount of Claims	Number of Claims	Amount of Claims	Number of Claims	Amount of Claims
within 1 months from date of receipt of claim	0	0	8960	722106911	25438	1036945692	34398	1759052603
Between 1 – 3 Months	0	0	526	62633378	2274	93506209	2800	156139587
Between 3 to 6 Months	0	0	293	25071715	945	32698050	1238	57769765
More than 6 months	0	0	0	0	0	0	0	0

(Note: In respect of data on Repudiations, amount of claim made by the policyholder to be mentioned as the amount of claim repudiated)

8. Data of Claims Outstanding in respect of Individual Policies;

Description (to reckoned from the date of receipt of Claim)	Benefit Based Claims		Cashless Claims		Reimbursement Claims		Total	
	Number of Claims	Amount of Claims	Number of Claims	Amount of Claims	Number of Claims	Amount of Claims	Number of Claims	Amount of Claims
within 1 months from date of receipt of claim	0	0	1315	106092981	2152	117403411	3467	223496392
Between 1 – 3 Months	0	0	31	3070512	294	16866959	325	19937471
Between 3 to 6 Months	0	0	15	837902	138	5028471	153	5866373
More than 6 months	0	0	0	0	0	0	0	0

9. Data of Claims Outstanding in respect of Group Insurance Policies;

Description (to reckoned from the date of receipt of Claim)	Benefit Based Claims		Cashless Claims		Reimbursement Claims		Total	
	Number of Claims	Amount of Claims	Number of Claims	Amount of Claims	Number of Claims	Amount of Claims	Number of Claims	Amount of Claims
within 1 months from date of receipt of claim	0	0	4229	227475722	2443	88162122	6672	315637844
Between 1 – 3 Months	0	0	30	1667963	142	5645546	172	7313509
Between 3 to 6 Months	0	0	63	3447410	66	2062719	129	5510129
More than 6 months	0	0	0	0	0	0	0	0






HEALTHINDIA INSURANCE TPA SERVICES PVT LTD

Address: 406-412, NeelKanth Corporate Park, 4th Floor, Kiroli Road / Village, Vidya Vihar Society Vidya Vihar (West), Mumbai – 400086

Website : www.healthindiatpa.com**10. Data of Claims Outstanding in respect of Total Policies (Individual + Group Policies)**

Description (to reckoned from the date of receipt of Claim)	Benefit Based Claims		Cashless Claims		Reimbursement Claims		Total	
	Number of Claims	Amount of Claims	Number of Claims	Amount of Claims	Number of Claims	Amount of Claims	Number of Claims	Amount of Claims
within 1 months from date of receipt of claim	0	0	5544	333568703	4595	205565533	10139	539134236
Between 1 – 3 Months	0	0	61	4738475	436	22512505	497	27250980
Between 3 to 6 Months	0	0	78	4285312	204	7091190	282	11376502
More than 6 months	0	0	0	0	0	0	0	0

(Note: In respect of data on Claims Outstanding, amount of claim made by the policyholder to be mentioned as the amount of claim Outstanding)

 Kamal Jeet Gupta Managing Director & CAO	 Amin Badhra Director	
--	---	--

MASS POLICY PAID CLAIM SUMMARY FOR THE YEAR 2020-2021

REGION	PROJECT NAME	PAID CLAIM SUMMARY	
		TOTAL NO OF CLAIM PAID	TOTAL PAID AMOUNT
Kerala	AB-PMJAY KASP	265119	164,55,25,170/-
UP – Cluster 2	AB-PMJAY	88147	79,81,72,362/-
Rajasthan	AB-MGRSBY	218317	160,91,47,590/-



Kamal Jeet Gupta
Managing Director & CAO






Amin Badhra
Director

Undertaking from Registered TPA Company

It is hereby declared that the particulars furnished with respect Annual Report of our TPA Company in Form TPA-8 and Schedule 1 to 7 there under towards various activities of the TPA Company during the Financial Year 2020-2021 were examined, and are true and correct.

It is also declared that the TPA Company did not receive any other income or remuneration from any other sources than the one that is declared in the above Schedule.

Date: 20.07.2021	For and on behalf of (HEALTHINDIA INSURANCE TPA SERVICES PVT. LTD.)	
Place: Mumbai	 Kamal Jeet Gupta Managing Director & CAO	 Amin Badhra Director



ALL INSURANCE COMPANY

Aging of pending claims* Furnish the following information in separate tables;

1. Table – 1a: Government Hospitals who are Network Providers;

Sr. No	Particulars	(Amount in INR)							
		Cashless Claim		Reimbursement Claim		Benefit Based		Total	
		No of Claims	Amt. of Claims	No of Claims	Amt. of Claims	No of Claims	Amt. of Claims	No of Claims	Amt. of Claims
	Column Code	(i)	(ii)	(iii)	(iv)	(v)	(vi)	(vii)	(viii)
1	Claims Pending for less than 1 month	0	0	0	0	0	0	0	0
2	Claims Pending for 1-3 months	0	0	0	0	0	0	0	0
3	Claims Pending for 3.-6 months	0	0	0	0	0	0	0	0
4	Claims Pending for 6-12 months	0	0	0	0	0	0	0	0
5	Claims Pending for 1-2 years	0	0	0	0	0	0	0	0
6	Claims Pending for more than 2 years.	0	0	0	0	0	0	0	0

*Reckoned from date of first intimation.

ALL INSURANCE COMPANY

Aging of settled claims** Furnish the following information in separate tables;

1. Table – 1a: Government Hospitals who are Network Providers;

Sr. No	Particulars	(Amount in INR)							
		Cashless Claim		Reimbursement Claim		Benefit Based		Total	
		No of Claims	Amt. of Claims	No of Claims	Amt. of Claims	No of Claims	Amt. of Claims	No of Claims	Amt. of Claims
	Column Code	(i)	(ii)	(iii)	(iv)	(v)	(vi)	(vii)	(viii)
1	Claims Settled for less than 1 month	0	0	0	0	0	0	0	0
2	Claims Settled for 1-3 months	0	0	0	0	0	0	0	0
3	Claims Settled for 3.-6 months	0	0	0	0	0	0	0	0
4	Claims Settled for 6-12 months	0	0	0	0	0	0	0	0
5	Claims Settled for 1-2 years	0	0	0	0	0	0	0	0
6	Claims Settled for more than 2 years.	0	0	0	0	0	0	0	0

*Reckoned from date of first intimation.



ALL INSURANCE COMPANY

Aging of repudiated claims*** Furnish the following information in separate tables;

1. Table – 1a: Government Hospitals who are Network Providers;

(Amount in INR)									
Sr. No	Particulars	Cashless Claim		Reimbursement Claim		Benefit Based		Total	
		No of Claims	Amt. of Claims	No of Claims	Amt. of Claims	No of Claims	Amt. of Claims	No of Claims	Amt. of Claims
	Column Code	(i)	(ii)	(iii)	(iv)	(v)	(vi)	(vii)	(viii)
1	Claims repudiated for less than 1 month	0	0	0	0	0	0	0	0
2	Claims repudiated for 1-3 months	0	0	0	0	0	0	0	0
3	Claims repudiated for 3.-6 months	0	0	0	0	0	0	0	0
4	Claims repudiated for 6-12 months	0	0	0	0	0	0	0	0
5	Claims repudiated for 1-2 years	0	0	0	0	0	0	0	0
6	Claims repudiated for more than 2 years.	0	0	0	0	0	0	0	0

*Reckoned from date of first intimation.



ALL INSURANCE COMPANY

2. Table – 1b: Government Hospitals who are not Network Providers;

(Amount in INR)									
Sr.No	Particulars	Cashless Claim		Reimbursement Claim		Benefit Based		Total	
		No of Claims	Amt. of Claims	No of Claims	Amt. of Claims	No of Claims	Amt. of Claims	No of Claims	Amt. of Claims
	Column Code	(i)	(ii)	(iii)	(iv)	(v)	(vi)	(vii)	(viii)
1	Claims pending at the beginning of the quarter	0	0	20	298823	0	0	20	298823
2	New claims received during the quarter	0	0	935	11529365	0	0	935	11529365
3	Claims settled	0	0	736	4320004	0	0	736	4320004
4	Claims repudiated	0	0	197	4200693	0	0	197	4200693
5	Claims pending at the end of the quarter	0	0	22	973603	0	0	22	973603

ALL INSURANCE COMPANY

Aging of pending claims* Furnish the following information in separate tables;

2. Table – 1b: Government Hospitals who are not Network Providers;

(Amount in INR)									
Sr. No	Particulars	Cashless Claim		Reimbursement Claim		Benefit Based		Total	
		No of Claims	Amt. of Claims	No of Claims	Amt. of Claims	No of Claims	Amt. of Claims	No of Claims	Amt. of Claims
	Column Code	(i)	(ii)	(iii)	(iv)	(v)	(vi)	(vii)	(viii)
1	Claims Pending for less than 1 month	0	0	22	973603	0	0	22	973603
2	Claims Pending for 1-3 months	0	0	0	0	0	0	0	0
3	Claims Pending for 3-6 months	0	0	0	0	0	0	0	0
4	Claims Pending for 6-12 months	0	0	0	0	0	0	0	0
5	Claims Pending for 1-2 years	0	0	0	0	0	0	0	0
6	Claims Pending for more than 2 years.	0	0	0	0	0	0	0	0

*Reckoned from date of first intimation.



ALL INSURANCE COMPANY

Aging of settled claims** Furnish the following information in separate tables;

2. Table – 1b: Government Hospitals who are not Network Providers;

Sr. No	Particulars	(Amount in INR)							
		Cashless Claim		Reimbursement Claim		Benefit Based		Total	
		No of Claims	Amt. of Claims	No of Claims	Amt. of Claims	No of Claims	Amt. of Claims	No of Claims	Amt. of Claims
	Column Code	(i)	(ii)	(iii)	(iv)	(v)	(vi)	(vii)	(viii)
1	Claims Settled for less than 1 month	0	0	728	4268303	0	0	728	4268303
2	Claims Settled for 1-3 months	0	0	8	51701	0	0	8	51701
3	Claims Settled for 3.-6 months	0	0	0	0	0	0	0	0
4	Claims Settled for 6-12 months	0	0	0	0	0	0	0	0
5	Claims Settled for 1-2 years	0	0	0	0	0	0	0	0
6	Claims Settled for more than 2 years.	0	0	0	0	0	0	0	0

*Reckoned from date of first intimation.

ALL INSURANCE COMPANY

Aging of repudiated claims*** Furnish the following information in separate tables;

2. Table – 1b: Government Hospitals who are not Network Providers;

Sr. No	Particulars	(Amount in INR)							
		Cashless Claim		Reimbursement Claim		Benefit Based		Total	
		No of Claims	Amt. of Claims	No of Claims	Amt. of Claims	No of Claims	Amt. of Claims	No of Claims	Amt. of Claims
	Column Code	(i)	(ii)	(iii)	(iv)	(v)	(vi)	(vii)	(viii)
1	Claims repudiated for less than 1 month	0	0	184	3767269	0	0	184	3767269
2	Claims repudiated for 1-3 months	0	0	13	433424	0	0	13	433424
3	Claims repudiated for 3.-6 months	0	0	0	0	0	0	0	0
4	Claims repudiated for 6-12 months	0	0	0	0	0	0	0	0
5	Claims repudiated for 1-2 years	0	0	0	0	0	0	0	0
6	Claims repudiated for more than 2 years.	0	0	0	0	0	0	0	0

*Reckoned from date of first intimation.



ALL INSURANCE COMPANY

3. Table – 2a: Private Hospitals who are Network Providers;

Sr.No	Particulars	(Amount in INR)							
		Cashless Claim		Reimbursement Claim		Benefit Based		Total	
		No of Claims	Amt. of Claims	No of Claims	Amt. of Claims	No of Claims	Amt. of Claims	No of Claims	Amt. of Claims
	Column Code	(i)	(ii)	(iii)	(iv)	(v)	(vi)	(vii)	(viii)
1	Claims pending at the beginning of the quarter	6538	345133594	2684	130937910	0	0	9222	476071504
2	New claims received during the quarter	90938	7570477781	58263	3840770952	0	0	149201	11411248733
3	Claims settled	82128	4655913709	48701	2054540035	0	0	130829	6710453744
4	Claims repudiated	9672	801085348	10745	522195812	0	0	20417	1323281160
5	Claims pending at the end of the quarter	5676	342179656	1501	82137570	0	0	7177	424317226


ALL INSURANCE COMPANY

Aging of pending claims* Furnish the following information in separate tables;

3. Table – 2a: Private Hospitals who are Network Providers;

Sr. No	Particulars	(Amount in INR)							
		Cashless Claim		Reimbursement Claim		Benefit Based		Total	
		No of Claims	Amt. of Claims	No of Claims	Amt. of Claims	No of Claims	Amt. of Claims	No of Claims	Amt. of Claims
	Column Code	(i)	(ii)	(iii)	(iv)	(v)	(vi)	(vii)	(viii)
1	Claims Pending for less than 1 month	5540	333182955	1266	71063891	0	0	6806	404246846
2	Claims Pending for 1-3 months	58	4711389	166	7987475	0	0	224	12698864
3	Claims Pending for 3.-6 months	78	4285312	69	3086204	0	0	147	7371516
4	Claims Pending for 6-12 months	0	0	0	0	0	0	0	0
5	Claims Pending for 1-2 years	0	0	0	0	0	0	0	0
6	Claims Pending for more than 2 years.	0	0	0	0	0	0	0	0

*Reckoned from date of first intimation.



ALL INSURANCE COMPANY

Aging of settled claims** Furnish the following information in separate tables;

3. Table – 2a: Private Hospitals who are Network Providers;

Sr. No	Particulars	(Amount in INR)							
		Cashless Claim		Reimbursement Claim		Benefit Based		Total	
		No of Claims	Amt. of Claims	No of Claims	Amt. of Claims	No of Claims	Amt. of Claims	No of Claims	Amt. of Claims
	Column Code	(i)	(ii)	(iii)	(iv)	(v)	(vi)	(vii)	(viii)
1	Claims Settled for less than 1 month	78480	4508999058	46425	1964117003	0	0	124905	6473116061
2	Claims Settled for 1-3 months	2908	109764538	1626	73651309	0	0	4534	183415847
3	Claims Settled for 3.-6 months	740	37150113	650	16771723	0	0	1390	53921836
4	Claims Settled for 6-12 months	0	0	0	0	0	0	0	0
5	Claims Settled for 1-2 years	0	0	0	0	0	0	0	0
6	Claims Settled for more than 2 years.	0	0	0	0	0	0	0	0

*Reckoned from date of first intimation.

ALL INSURANCE COMPANY

Aging of repudiated claims*** Furnish the following information in separate tables;

3. Table – 2a: Private Hospitals who are Network Providers;

Sr. No	Particulars	(Amount in INR)							
		Cashless Claim		Reimbursement Claim		Benefit Based		Total	
		No of Claims	Amt. of Claims	No of Claims	Amt. of Claims	No of Claims	Amt. of Claims	No of Claims	Amt. of Claims
	Column Code	(i)	(ii)	(iii)	(iv)	(v)	(vi)	(vii)	(viii)
1	Claims repudiated for less than 1 month	8866	714793385	9557	466277082	0	0	18423	1181070467
2	Claims repudiated for 1-3 months	513	61220248	854	42271398	0	0	1367	103491646
3	Claims repudiated for 3.-6 months	293	25071715	334	13647332	0	0	627	38719047
4	Claims repudiated for 6-12 months	0	0	0	0	0	0	0	0
5	Claims repudiated for 1-2 years	0	0	0	0	0	0	0	0
6	Claims repudiated for more than 2 years.	0	0	0	0	0	0	0	0

*Reckoned from date of first intimation.



ALL INSURANCE COMPANY

4. Table – 2b: Private Hospitals who are not Network Providers;

Sr.No	Particulars	(Amount in INR)							
		Cashless Claim		Reimbursement Claim		Benefit Based		Total	
		No of Claims	Amt. of Claims	No of Claims	Amt. of Claims	No of Claims	Amt. of Claims	No of Claims	Amt. of Claims
	Column Code	(i)	(ii)	(iii)	(iv)	(v)	(vi)	(vii)	(viii)
1	Claims pending at the beginning of the quarter	90	5905675	5064	181263425	0	0	5154	187169100
2	New claims received during the quarter	513	43581343	104198	5396445752	0	0	104711	5440027095
3	Claims settled	489	33043370	87835	3386802846	0	0	88324	3419846216
4	Claims repudiated	107	8726656	17715	636753446	0	0	17822	645480102
5	Claims pending at the end of the quarter	7	412834	3712	152058055	0	0	3719	152470889

ALL INSURANCE COMPANY

Aging of pending claims* Furnish the following information in separate tables;

4. Table – 2b: Private Hospitals who are not Network Providers;

Sr. No	Particulars	(Amount in INR)							
		Cashless Claim		Reimbursement Claim		Benefit Based		Total	
		No of Claims	Amt. of Claims	No of Claims	Amt. of Claims	No of Claims	Amt. of Claims	No of Claims	Amt. of Claims
	Column Code	(i)	(ii)	(iii)	(iv)	(v)	(vi)	(vii)	(viii)
1	Claims Pending for less than 1 month	4	385748	3307	133528039	0	0	3311	133913787
2	Claims Pending for 1-3 months	3	27086	270	14525030	0	0	273	14552116
3	Claims Pending for 3.-6 months	0	0	135	4004986	0	0	135	4004986
4	Claims Pending for 6-12 months	0	0	0	0	0	0	0	0
5	Claims Pending for 1-2 years	0	0	0	0	0	0	0	0
6	Claims Pending for more than 2 years.	0	0	0	0	0	0	0	0

*Reckoned from date of first intimation.



ALL INSURANCE COMPANY

Aging of settled claims** Furnish the following information in separate tables;

4. Table – 2b: Private Hospitals who are not Network Providers;

Sr. No	Particulars	(Amount in INR)							
		Cashless Claim		Reimbursement Claim		Benefit Based		Total	
		No of Claims	Amt. of Claims	No of Claims	Amt. of Claims	No of Claims	Amt. of Claims	No of Claims	Amt. of Claims
	Column Code	(i)	(ii)	(iii)	(iv)	(v)	(vi)	(vii)	(viii)
1	Claims Settled for less than 1 month	453	31438228	84319	3250741012	0	0	84772	3282179240
2	Claims Settled for 1-3 months	28	1307420	2721	118241255	0	0	2749	119548675
3	Claims Settled for 3.-6 months	8	297722	795	17820579	0	0	803	18118301
4	Claims Settled for 6-12 months	0	0	0	0	0	0	0	0
5	Claims Settled for 1-2 years	0	0	0	0	0	0	0	0
6	Claims Settled for more than 2 years.	0	0	0	0	0	0	0	0

*Reckoned from date of first intimation.




ALL INSURANCE COMPANY

Aging of repudiated claims*** Furnish the following information in separate tables;

4. Table – 2b: Private Hospitals who are not Network Providers;

Sr. No	Particulars	(Amount in INR)							
		Cashless Claim		Reimbursement Claim		Benefit Based		Total	
		No of Claims	Amt. of Claims	No of Claims	Amt. of Claims	No of Claims	Amt. of Claims	No of Claims	Amt. of Claims
	Column Code	(i)	(ii)	(iii)	(iv)	(v)	(vi)	(vii)	(viii)
1	Claims repudiated for less than 1 month	94	7313526	15697	566901341	0	0	15791	574214867
2	Claims repudiated for 1-3 months	13	1413130	1407	50801387	0	0	1420	52214517
3	Claims repudiated for 3.-6 months	0	0	611	19050718	0	0	611	19050718
4	Claims repudiated for 6-12 months	0	0	0	0	0	0	0	0
5	Claims repudiated for 1-2 years	0	0	0	0	0	0	0	0
6	Claims repudiated for more than 2 years.	0	0	0	0	0	0	0	0

*Reckoned from date of first intimation.

 Kamal Jeet Gupta Managing Director & CAO	 Amin Badhra Director	
---	--	---

As per Regulations 19 (11) of IRDAI (TPA – Health Services) Regulations, 2016

Declaration and Undertaking by TPA Company.



Form TPA – 6D

Instructions for Submission of required Declaration and Undertaking:

1. Periodicity of submission of this Declaration and Undertaking is annual.
2. This declaration and undertaking shall be signed by any two directors of a TPA Company.
3. This declaration and undertaking is to be submitted to the Authority along with Annual Report of the TPA Company.

1	PARTICULARS OF THE TPA COMPANY:		
1.1	Name of the TPA :	HEALTHINDIA INSURANCE TPA SERVICES PVT. LTD.	
1.2	Address - Registered Office:	1114-Raheja Center, Free Press Journal Marg , Nariman Point, Mumbai	
		Pin Code : 400021	Landline No : 022-66820300
		E-mail: kamaljeetg@healthindiatpa.com	Fax No : NA
1.3	Financial Year	2020-2021	

2	We Kamal Jeet Gupta the director of HEALTHINDIA INSURANCE TPA SERVICES PVT. LTD. hereby declare and undertake that;		
	a)	CEO or CAO possesses the requisite qualifications and practical training as specified by Insurance Regulatory and Development Authority of India. The CEO, CAO of the company is / are also fit and proper as per Regulation 11 of the TPA Regulations. Such a CEO or CAO are engaged in day to day administration of the activities of the TPA and also in ensuring compliance of regulatory requirements.	
	b)	The TPA Company is not engaged in any other business apart from Health Services by TPAs, as defined in the TPA regulations.	
	c)	A Director with required medical qualification and an appointed Chief Medical Officer have valid registration with the Medical Council of India or Medical Council of the state.	
	d)	None of the director(s), promoter(s), shareholder(s), and Key managerial personnel of our company is or are, directly or indirectly engaged in any other insurance or insurance related activity(s). (Note: Where it is to be determined whether officials referred herein are involved in any other insurance or insurance related activities or not, TPA Company shall furnish the detailed information separately along with the form)	
	e)	The Company did not violate the code of conduct or not committed any breach of the provisions of the applicable Acts, Regulations and / or circulars issued by the Authority from time to time.	

Date : 20.07.2021	For and on behalf of HEALTHINDIA INSURANCE TPA SERVICES PVT. LTD.	
Place : Mumbai		
	Kamal Jeet Gupta Managing Director & CAO	Amin Badhra Director

